

# Department of Environmental Management

---

House Fiscal Staff Presentation to the Subcommittee on  
Environment/Transportation  
Governor's FY 2025 Revised, FY 2026 Recommended, and  
FY 2026 - FY 2030 Capital Recommendation  
April 1, 2025

# Department Overview

- Agency Responsibilities
  - Preserve the quality of the environment
  - Maintain the health and safety of residents
  - Provide environmental assistance to individuals, businesses and municipalities
  - Conduct research
  - Enforce all environmental laws and regulations

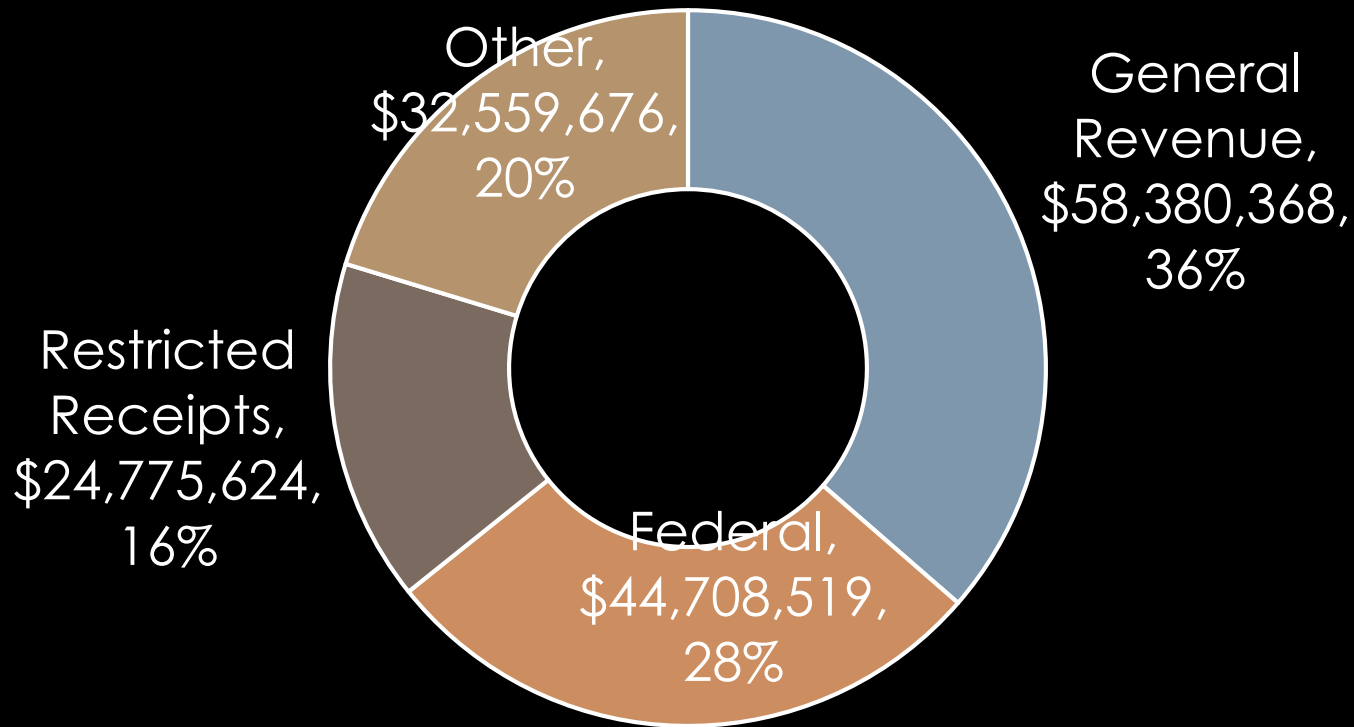
# Summary by Category

	<b>FY 2025 Enacted</b>	<b>FY 2025 Revised</b>	<b>FY 2026 Governor</b>	<b>Chg. to Enacted</b>
Salaries & Benefits	\$63.6	\$65.6	\$68.6	\$5.0
Contracted Services	13.7	17.3	16.0	2.2
Operating	21.1	23.3	22.6	1.5
Grants	9.4	13.5	10.8	1.4
Capital	35.8	43.0	42.4	6.6
<b>Total</b>	<b>\$143.7</b>	<b>\$162.6</b>	<b>\$160.4</b>	<b>\$16.7</b>

\$ in millions

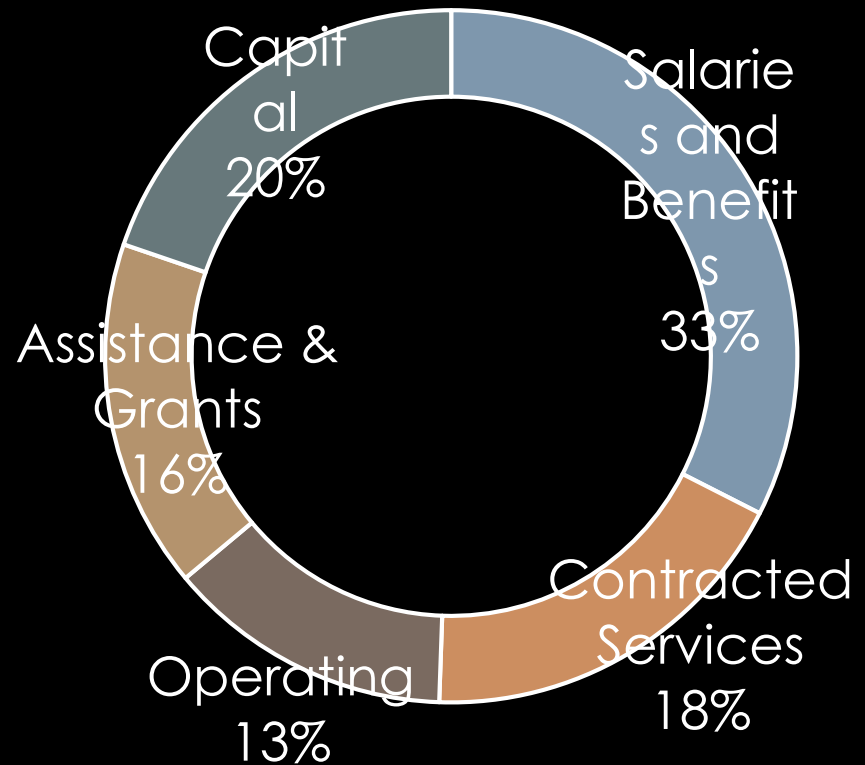
# Summary by Source

## Governor's FY 2026 Recommendation

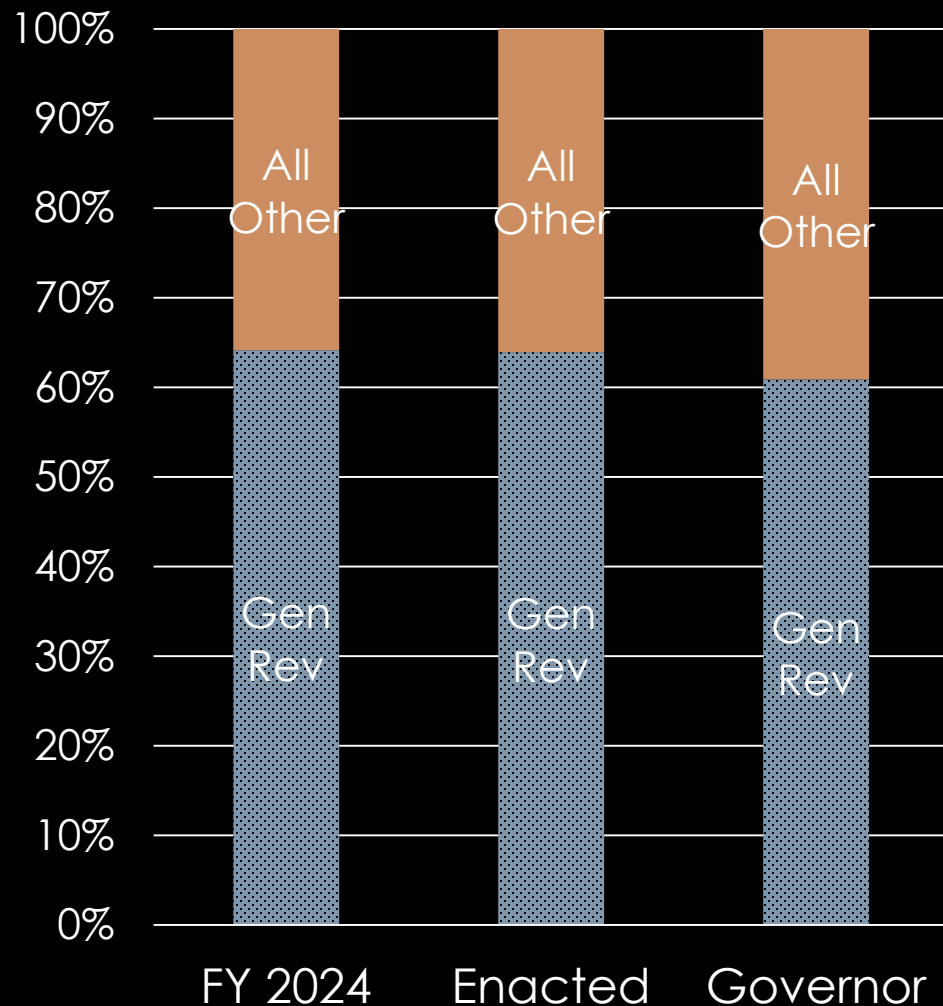


# Federal Grants

- DEM receives over 170 federal grants
  - Outdoor recreation
  - Fish and wildlife
  - Habitat restoration
  - Marine fishing and monitoring
  - Animal health and behavior
- FY 2026 = \$45M



# Salaries and Benefits



- Current service adjustments
  - Includes COLA
- Additional turnover
- GR savings from shifting to RR & federal funds
  - \$2.8M in FY 2025
  - \$0.7M in FY 2026
  - GR share 61%
    - Down from 64%

# Staffing

<b>FTE</b>	<b>Authorized</b>	<b>Avg. Filled</b>	<b>Avg. Vacant</b>
FY 2019	395.0	374.5	20.6
FY 2020	394.0	389.2	4.8
FY 2021	394.0	385.8	8.2
FY 2022	401.0	385.3	15.7
FY 2023	417.0	395.9	21.1
FY 2024	425.0	399.3	25.7
FY 2025*	439.0	409.7	29.3

\* As of March 22 pay period

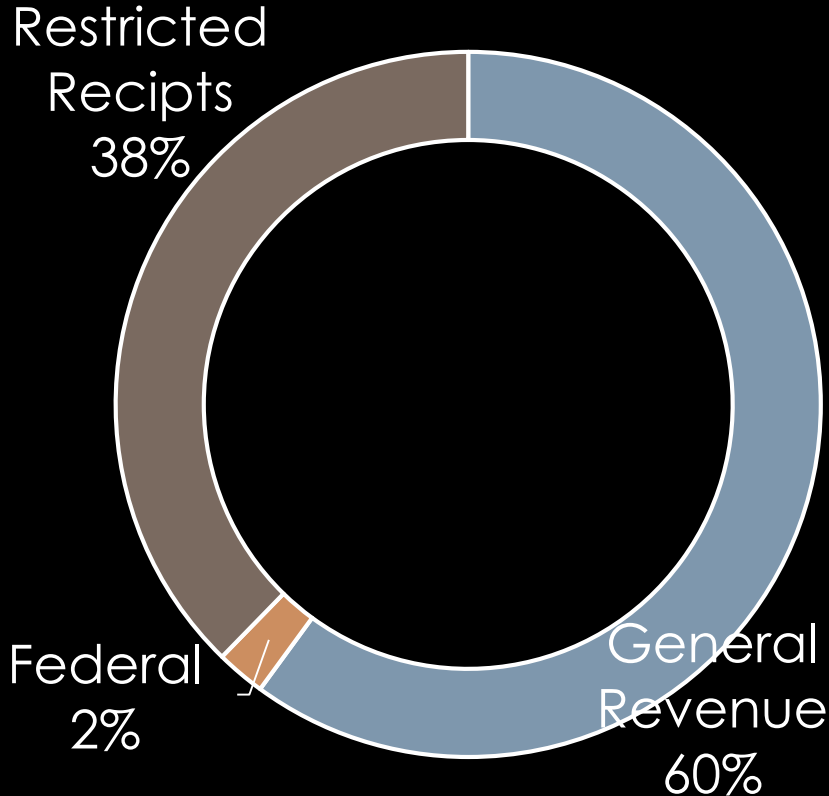
# Office of the Director

- Administrative branch of the Department for fiscal, legal, etc.
  - 5 Divisions
    - Administration
    - Administrative Adjudication
    - Environmental Coordination
    - Legal Services
    - Management Services



# Office of the Director

## SUMMARY BY SOURCE OF FUNDS



## SUMMARY BY CATEGORY

Salaries & Benefits	\$ 7,686,967
Contracted Services	374,930
Operating	6,369,481
Grants	1,251,942
Capital	48,750
<b>Total</b>	<b>\$ 15,732,070</b>

# Office of the Director

## LITTER REMOVAL

- \$100,000 from general revenues
  - Began in 2022
  - Funds mostly used for grants to municipalities and organizations
    - For litter clean-ups
  - Same as enacted

## ENVIRONMENTAL JUSTICE

- New federal EPA grant
  - Funding will go to The Nature Conservancy
    - Climate change issues
    - Reconnect marine & coastal systems
    - Advance science
    - Build partnerships
- \$0.3 million for FY 2025 & FY 2026

# Office of the Director

## ARTICLE 1 GRANTS

- General revenue support
- As enacted
  - Conservation Districts -\$180,000
    - Increased by \$80K last year
  - Wildlife Clinic of RI - \$100,000

## BAYS, RIVERS & WATERSHEDS

- \$0.5M from RR
  - Watershed & marine monitoring
  - Water pollution abatement
  - Climate change
- From \$1 per hundred-gallon charge on septage disposal
- Gov shifts \$0.1M of GR staffing costs to Fund
  - Will end FY 2025 w/ \$1.1M balance

# Office of the Director

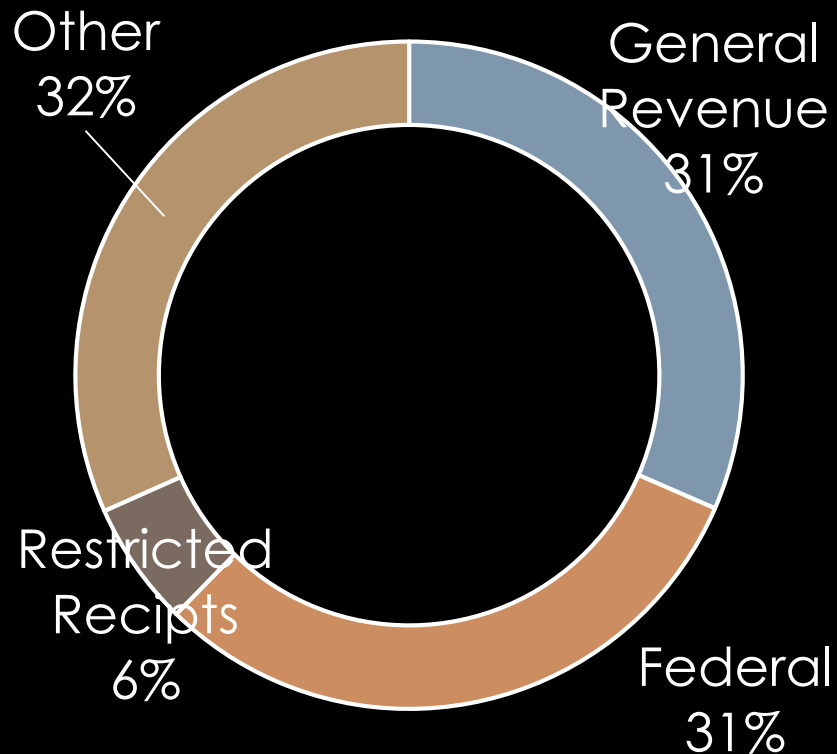
- Foundry Headquarters Lease
  - 10 year lease effective July 2016
    - Current lease is set to expire in FY 2026
  - Lease costs - \$2.6 million annually
    - 300 workstations/staff and 126,184 square feet
- Governor adds \$31.0 million from Rhode Island Capital Plan funds for FY 2026
  - Acquire & renovate 115 Tripps Lane in E.P.
  - Offset costs by terminating state leases
- DEM would move at end of lease

# Bureau of Natural Resources

- Protects, manages, and restores the state's wide array of historic parks, beaches, recreational facilities, and green spaces
  - Nine divisions
    - Agriculture
    - Coastal Resources
    - Law Enforcement
    - Forestry
    - Fish and Wildlife
    - Parks and Recreation
    - Planning and Development
    - Marine Resources
    - Narragansett Bay Estuarine Research Reserve

# Bureau of Natural Resources

## SUMMARY BY SOURCE OF FUNDS

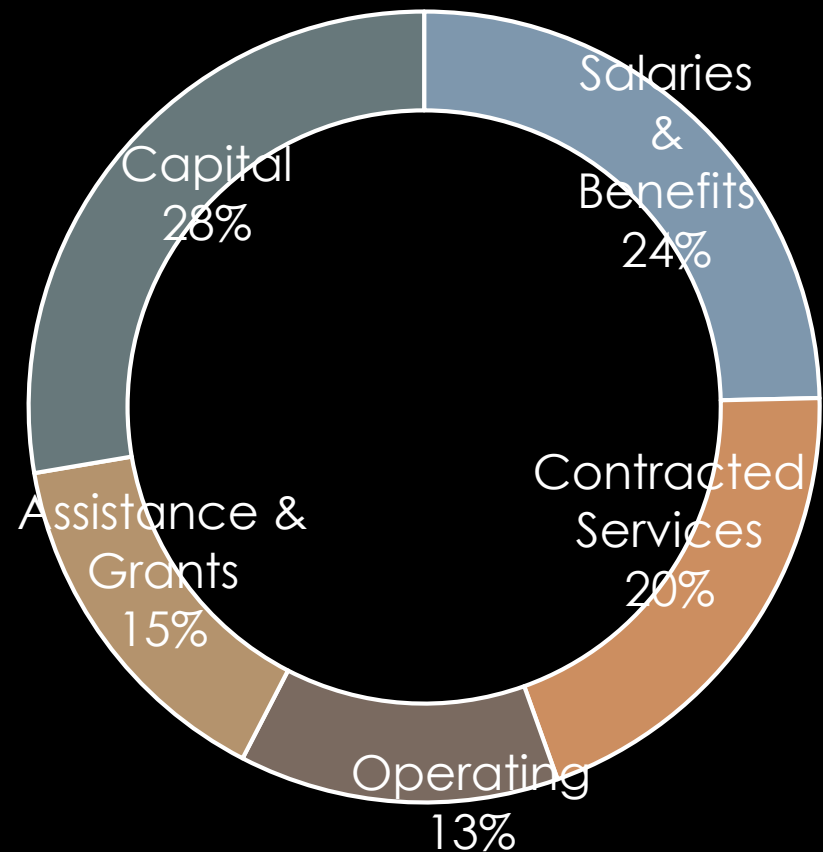


## SUMMARY BY CATEGORY

Salaries & Benefits	\$33,751,621
Contracted Services	8,130,780
Operating	12,594,079
Grants	5,970,509
Capital	42,055,693
<b>Total</b>	<b>\$ 102,502,682</b>

# Bureau of Natural Resources

- \$31.5M from fed grants
  - Food safety
  - Forestry
  - Fish hatcheries
  - Hunter safety education
  - Bird conservation
  - Wildlife resource mgmt.
  - Boating safety
  - Aquatic mammal research
  - Colt Park restrooms
  - Roger Wheeler boardwalk
  - Recreational trails



# Bureau of Natural Resources

## PARKS AND RECREATION

- \$22.9M & 67 FTE
  - \$16.7M from GR
- Operates & maintains campgrounds, parks & beaches
  - Recruiting seasonal staff has been a challenge for years
  - DEM must rely on contracted janitorial & security services

## ENFORCEMENT

- \$8.8M & 33 FTE
  - \$4.9M from GR
- 24-hour water patrols
- Enforces laws & regs
  - Marine safety
  - Recreational fishing & hunting
- Environmental Police
  - 2024 Assembly moved state public safety to local public safety retirement benefits



# Bureau of Natural Resources

## SEAFOOD MARKETING

- \$100K from GR
  - Same as enacted
- Supports contracted seafood marketing specialist
  - Promotion & marketing to increase awareness & demand for local seafood
    - Emphasis on undervalued species

## LOCAL AGRICULTURE & SEAFOOD GRANTS

- \$500K from GR
  - Same as enacted
- Grants to local agriculture & food businesses
  - Supports growth, development & marketing of local food & seafood

# Bureau of Natural Resources

## CHAFEE VESSEL REPAIRS

- New \$150K GR
  - For each FY 2025 & FY 2026
- Repairs to John H. Chafee research boat
  - Conducts surveys on finfish and crustaceans
  - Built in 2002
  - Needs ~\$300K in repairs

## MARINE MAMMAL RESPONSE

- \$150K GR
  - State match to federal funds
    - Same as enacted
  - Supports rescue & rehabilitation of marine mammals that become stranded in RI waters
    - Two contracts for emergency response & marine mammal research

# Bureau of Natural Resources

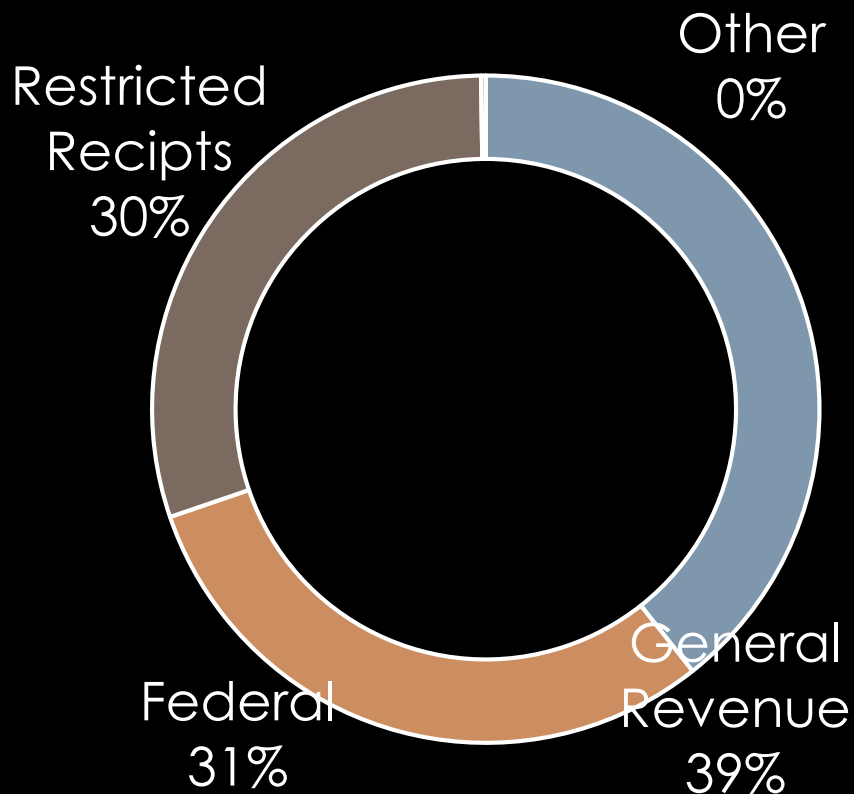
- Host Beach Communities
  - DEM collects fees for daily & seasonal parking at seven facilities across the state
    - Reimburses four host communities 27% of all daily parking fees from Memorial Day to Labor Day
      - Charlestown, Westerly, Narragansett & South Kingstown
  - 2021 Assembly authorized DEM to increase fees at Westerly state facilities
  - Governor recommends \$0.7 million
    - \$46,581 less than enacted based on FY 2025 collections

# Bureau of Environmental Protection

- Responsible for preventing and minimizing pollution to environmental resources
- Monitors the quality and oversees the restoration of water, air, and land
  - Six offices
    - Water Resources
    - Air Resources
    - Waste Management
    - Emergency Response
    - Compliance & Inspection
    - Customer & Technical Assistance

# Bureau of Environmental Protection

## SUMMARY BY SOURCE OF FUNDS

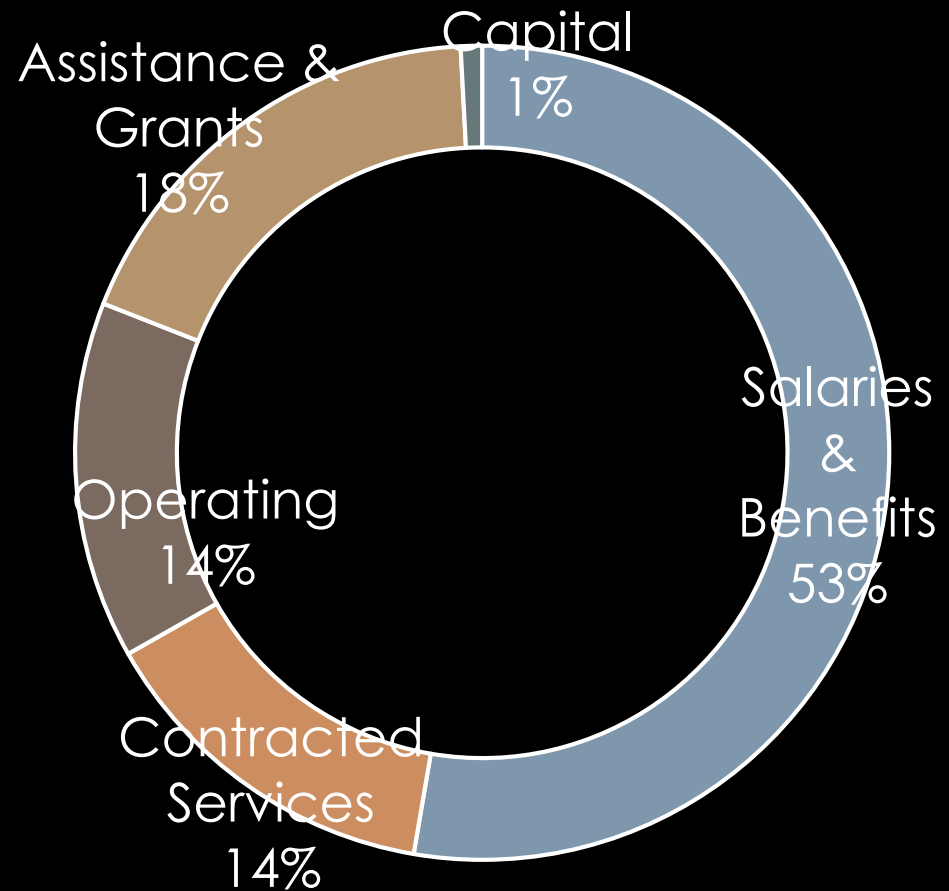


## SUMMARY BY CATEGORY

Salaries & Benefits	\$ 27,182,070
Contracted Services	7,446,215
Operating	3,655,968
Grants	3,603,882
Capital	301,300
<b>Total</b>	<b>\$ 42,189,435</b>

# Bureau of Environmental Protection

- \$12.8M from federal grants
  - Water and air quality
  - Pollution management
    - Air and water
    - Brownfields
    - Leaking underground storage tanks
  - Hazardous waste



# Bureau of Environmental Protection

- OSPAR - Oil Spill Prevention, Administration & Response Fund
  - Receipts from \$0.05 per barrel fee on petroleum products
    - Respond to & remediate oil spills
    - Maintain emergency readiness through responder training & equipment acquisition
    - Claims not covered by responsible parties or federal government
  - Governor shifts \$1.7M of GR staffing costs to Fund in FY 2025
    - Would leave a \$2.9M balance

Prior Spending	
FY 2022	\$1.9
FY 2023	\$1.8
FY 2024	\$1.9
FY 2025*	\$3.9
FY 2026*	\$2.3

\$ in millions;  
\*Governor

# Bureau of Environmental Protection

- Underground Storage Tank Trust Fund
  - Created in 1994
    - 1 cent per gallon motor fuel sold to owners or operators of UST
    - Amended in 2009, one-half cent for UST
  - \$8.0 million cap on fee collection
- Eligible uses
  - Reimbursement of claims
    - Property or natural resource damage
  - DEM costs for investigation, remediation, & corrective actions

Spending	
FY 2022	\$0.8
FY 2023	\$1.0
FY 2024	\$0.6
FY 2025*	\$2.3
FY 2026*	\$2.3

\*Governor;  
\$ in millions



# H 5075 – UST Transfer (2/25 Hearing)

- Article 1, Section 7 requires transfer of \$3.0 million from the UST fund by June 30, 2025
  - Fund has an operating surplus
    - \$1.2M FY 2024, ending balance of \$6.1 million
    - FY 2025 balance estimated at \$2.6M after transfer
  - 2024 Assembly authorized \$2.0M transfer
  - Transfers of \$2.0 million to general fund in FY 2006 and FY 2008

# Bureau of Environmental Protection

- Environmental Response Fund
  - \$1.7 million more than enacted
    - Reflects plan for 24 contaminated sites
      - Also supported by Underground Storage Tank Trust Fund
  - Supported by hazardous waste transport violation fees, and any settlements or penalties allowed under Rhode Island General Law
- Governor shifts \$0.5M in GR personnel costs to Fund in FY 2025
  - Would leave balance of \$14.1M

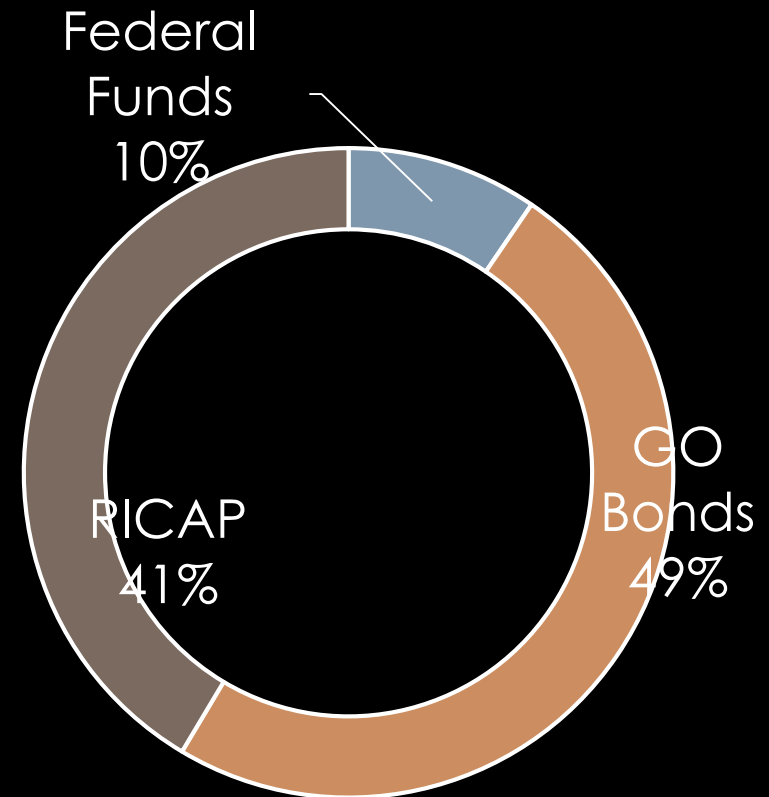
Spending	
FY 2022	\$1.7
FY 2023	\$1.5
FY 2024	\$1.7
FY 2025*	\$5.7
FY 2026*	\$5.2

\$ in millions;

\*Governor

# Capital Development Plan

- Governor recommends \$414.0 million for 25 projects
  - \$179.0 million between FY 2026 and FY 2030
  - RICAP Revisions
    - Galilee Piers
      - \$1.7M more
    - Marine Infrastructure
      - \$350K more



# Capital Development Plan

- \$79 million of RICAP in 5-year plan
  - Galilee Piers - \$35.1 million
    - Renovate & repair northern bulkhead, commercial fishing docks, marine infrastructure, utilities
  - Recreational Facilities - \$14.7 million
    - State parks, beaches, campgrounds
  - Dam Repairs - \$16.5 million
  - Natural Resources Offices & Visitors Center - \$3.7 million
    - Construct a new facility that meets code & accessibility standards

# RICAP - Dam Repair

- Repairs to “high hazard” state owned dams at various recreational and management areas operated by DEM
  - Often take several years to complete
    - Dependent on seasonal conditions
- Last year, the Assembly approved \$11.5 million more than prior approvals
  - Funding maintained in Governor’s current capital proposal with some timing changes
  - \$5.5 million in FY 2025

# November 2024 Referenda

<b>Items from Question 3</b>	<b>Amount</b>
Climate Resiliency	\$2,000,000
Brownfields Remediation & Economic Development	5,000,000
Local Recreation Matching Grants	5,000,000
Municipal Resiliency	10,000,000
Newport Cliff Walk	3,000,000
Agriculture Land Preservation	5,000,000
State Open Space	3,000,000
Forests and Habitat Management	5,000,000
<b>Subtotal</b>	<b>\$38,000,000</b>

# Article 3, Secs. 5 & 6 – Paint Recycling (2/25 Hearing)

- Article 3 ends program & fee collection
  - DEM would have to approve any proposed program expenditures after August 1, 2025
  - Representative org shall submit a wind-down plan to DEM by September 30, 2025
    - Plan shall include a financial audit as of 8/1/25
    - Approval required by DEM in consultation with DOR
  - Remaining funds to Resource Recovery Corp.
    - For public education regarding changes and options for safely disposing of paint

# Department of Environmental Management

---

House Fiscal Staff Presentation to the Subcommittee on  
Environment/Transportation  
Governor's FY 2025 Revised, FY 2026 Recommended, and  
FY 2026 - FY 2030 Capital Recommendation  
April 1, 2025