

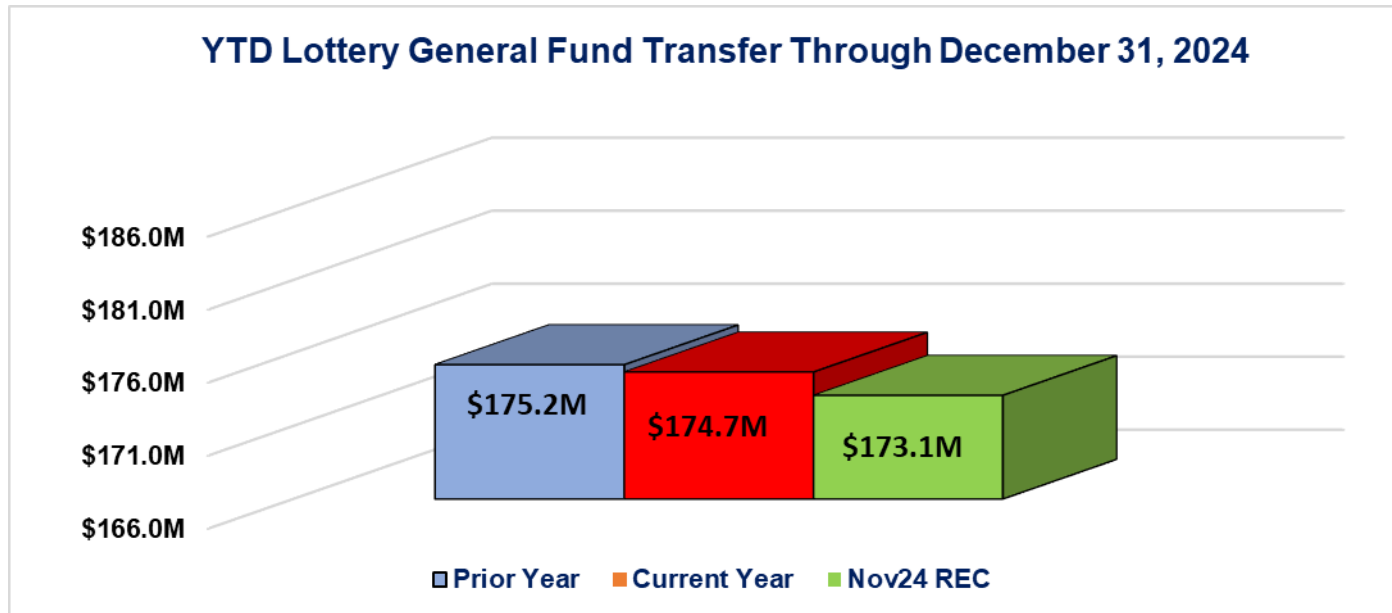
**Permanent Joint Committee on
State Lottery Meeting
Monday, January 27, 2025
4:00 PM**



- 1. Financial Update YTD FY '25**
- 2. Facilities Update**
 - **Bally's Tiverton Casino & Hotel Update**
 - **Bally's Twin River Lincoln Casino & Resort Update**
- 3. Marketing/Promotions**
- 4. Other Updates**
- 5. Adjournment**

Financial Update

LOTTERY GENERAL FUND TRANSFER



GENERAL FUND TRANSFER – As of December 31, 2024, the Lottery’s General Fund Transfer was \$174.7M, which was \$1.6M (.9%) more than the November 2024 Revenue Estimating Conference budgeted figure and was \$.5M (.3%) less than prior year.

Note: Monthly revenue transfers are estimated by the Office of Revenue Analysis based on the Revenue Estimating Conference consensus forecast.

Lottery Sales by Product

Traditional Lottery - Total sales were **\$155.1M** through December, which was a **decrease of 4.5%** year-over-year. Excluding Powerball, traditional lottery is up 3.6% YOY.

- **Instants** – Instant and eInstant ticket sales through December were **\$69.2M**, which was an **increase of 6.8%** compared to the prior year.
- **Keno** – Through December, Keno sales for both retail and online were **\$46.4M**, which was an **increase of 1.3%** compared to the prior year.
- **Daily Numbers** – The Numbers Game sales through December were **\$10.7M**, which reflects a **decrease of 7.1%** compared to the prior year.

Financial Update - continued



- **Powerball**[®] – Powerball[®] sales were **\$9.2M**, which was a **decrease of 57.2%** compared to the prior year. For the same time prior year, Powerball[®] had two jackpots exceeding \$1 billion.
- **MEGA MILLIONS**[®] – Mega Millions[®] sales through December were **\$10.1M**, which was a **decrease of 4.5%** compared to the prior year. For the same time prior year, Mega Millions[®] had one jackpot exceeding \$1 billion, and two jackpots exceeding \$350 million.
- **LUCKY FOR LIFE**[®] – Lucky for Life[®] sales through December were **\$4.1M**, which reflects an **increase of 5.4%** compared to the prior year.
- **Wild Money** – Wild Money sales totaled **\$4.0M**, which reflects an **increase of 20.2%** compared to the prior year. This fiscal year we have had four jackpots in excess of \$100,000.

Retail Casino

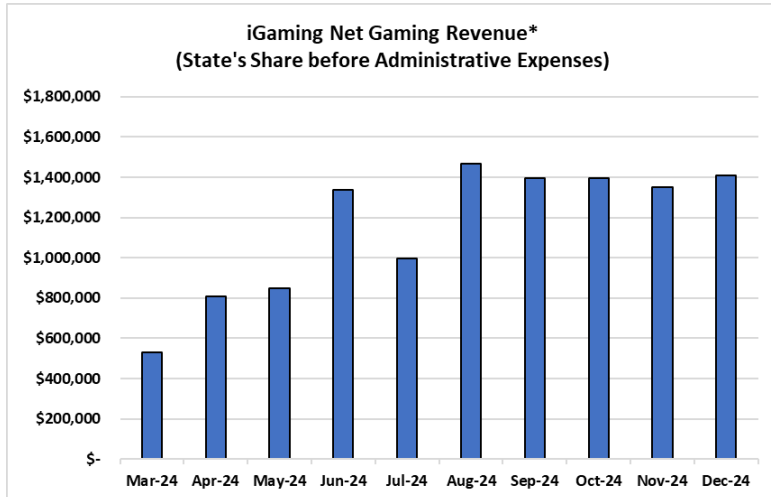
- **Video Lottery** – Net Terminal Income (NTI) through December at Bally’s Twin River Lincoln was **3.1% lower** than the prior year; and NTI at Bally’s Tiverton was **1.0% lower** than the prior year, **for a combined decrease of 2.1% or \$5.6M.**
- **Table Games** – Net Table Game Revenue (NTGR) through December at Bally’s Twin River Lincoln was **2.0% less** than the prior year; and at Bally’s Tiverton it was **2.0% less** than the prior year, **for a combined decrease of 2.0% or \$1.3M.**

Financial Update - continued

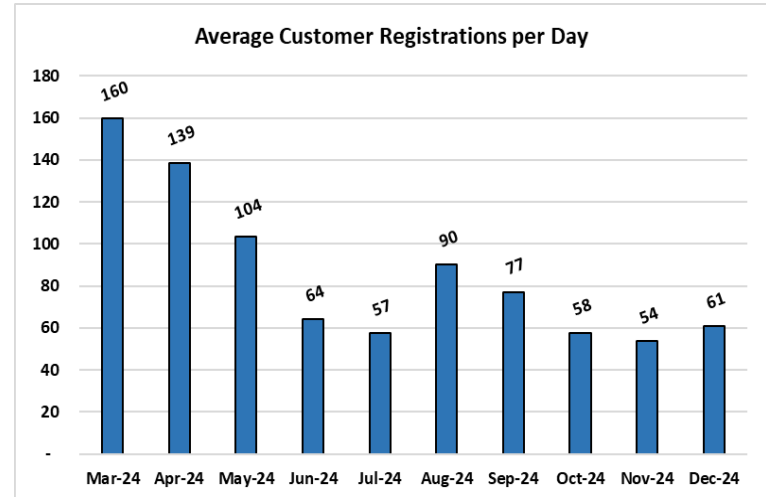


iGaming – iGaming commenced operations on March 1, 2024.

- iGaming Net Gaming Revenue (NGR = Wagers less Prizes) through December, totaled **\$18.4M**:
 - **\$13.5M** from iSlots (73%)
 - **\$4.9M** from iTables (27%)
- There were 27,039 registered customers at the end of December.
- We averaged 86 new customers/day since launch and 61 new customers per day in December.



(*Using Saturday Cutoffs)



Sportsbook Rhode Island – Through December 31, 2024:

- The accrual write (handle) was **11.2% higher** than the accrual write for the prior year (**\$247.3M in FY25** compared to **\$222.4M in FY24**).
- Through December, **81.3%** of the amount wagered is originating from on-line accounts, versus **79.1%** the prior year.
- Book Revenue (hold) YTD was **\$18.3M**, which represents a **2.8% decrease** when compared to prior year's book revenue of **\$18.8M**.
- The hold percentage YTD FY25 was **7.4%**, compared to **8.5%** for the prior year.

Facilities Update

Facilities Update – Video NTI



BALLY'S TIVERTON CASINO & HOTEL NTI WEEK ENDING 01/25/25

<u>Date</u>	<u>Total In</u>	<u>Cash Out</u>	<u>Total NTI</u>
01/19/25	\$ 2,317,468.27	\$ 1,999,327.16	\$ 318,141.11
01/20/25	\$ 1,811,190.85	\$ 1,578,641.85	\$ 232,549.00
01/21/25	\$ 1,833,830.23	\$ 1,617,921.04	\$ 215,909.19
01/22/25	\$ 1,722,365.47	\$ 1,487,963.57	\$ 234,401.90
01/23/25	\$ 2,060,130.19	\$ 1,773,310.78	\$ 286,819.41
01/24/25	\$ 3,140,994.50	\$ 2,640,088.58	\$ 500,905.92
01/25/25	\$ 3,391,005.12	\$ 2,872,692.64	\$ 518,312.48
Totals	\$ 16,276,984.63	\$ 13,969,945.62	\$ 2,307,039.01
Total NTI Week Ending 01/25/25			\$ 2,307,039.01
Total NTI Week Ending 01/27/24			\$ 2,304,601.04
Increase:			0.11%

Facilities Update – Maximum Usage

BALLY'S TIVERTON CASINO & HOTEL

MAXIMUM USAGE

WEEK ENDING 01/25/25



	Sunday	Monday	Tuesday	Wednesday	Thursday	Friday	Saturday
TIVERTON	01/19/25	01/20/25	01/21/25	01/22/25	01/23/25	01/24/25	01/25/25
03:00 - 04:00	9%	4%	3%	3%	3%	2%	8%
04:00 - 05:00	6%	3%	3%	2%	3%	2%	5%
05:00 - 06:00	5%	2%	2%	2%	3%	2%	4%
06:00 - 07:00	4%	2%	3%	2%	3%	2%	4%
07:00 - 08:00	8%	3%	4%	5%	4%	5%	6%
08:00 - 09:00	15%	7%	6%	7%	9%	8%	13%
09:00 - 10:00	22%	12%	16%	16%	16%	19%	22%
10:00 - 11:00	30%	19%	26%	25%	25%	29%	31%
11:00 - 12:00	37%	27%	33%	31%	34%	38%	39%
12:00 - 13:00	46%	32%	37%	34%	36%	41%	50%
13:00 - 14:00	55%	40%	40%	38%	41%	48%	55%
14:00 - 15:00	54%	46%	37%	40%	39%	49%	57%
15:00 - 16:00	52%	46%	39%	40%	36%	50%	60%
16:00 - 17:00	48%	41%	34%	35%	36%	50%	59%
17:00 - 18:00	44%	38%	33%	33%	35%	51%	59%
18:00 - 19:00	38%	35%	30%	32%	35%	53%	60%
19:00 - 20:00	36%	32%	28%	33%	36%	58%	63%
20:00 - 21:00	35%	25%	25%	29%	32%	59%	61%
21:00 - 22:00	28%	21%	27%	25%	31%	57%	58%
22:00 - 23:00	19%	17%	18%	18%	25%	47%	57%
23:00 - 00:00	15%	14%	15%	14%	16%	40%	44%
00:00 - 01:00	11%	9%	10%	11%	13%	28%	33%
01:00 - 02:00	8%	8%	7%	7%	8%	22%	24%
02:00 - 03:00	6%	5%	4%	5%	6%	13%	16%
Maximum Daily Usage	55%	46%	40%	40%	41%	59%	63%
Number of VLTs	1,000	1,000	1,000	1,000	1,000	1,000	1,000

Facilities Update – Video NTI



BALLY'S TWIN RIVER LINCOLN CASINO & RESORT NTI WEEK ENDING 01/25/25

<u>Date</u>	<u>Total In</u>	<u>Cash Out</u>	<u>Total NTI</u>
01/19/25	\$ 8,012,826.38	\$ 7,200,387.40	\$ 812,438.98
01/20/25	\$ 5,725,788.78	\$ 4,991,970.67	\$ 733,818.11
01/21/25	\$ 5,457,187.92	\$ 4,851,665.71	\$ 605,522.21
01/22/25	\$ 5,747,996.16	\$ 5,022,489.13	\$ 725,507.03
01/23/25	\$ 7,519,473.46	\$ 6,772,796.99	\$ 746,676.47
01/24/25	\$ 10,853,244.31	\$ 9,504,256.50	\$ 1,348,987.81
01/25/25	\$ 13,996,621.40	\$ 12,363,467.32	\$ 1,633,154.08
Totals	\$ 57,313,138.41	\$ 50,707,033.72	\$ 6,606,104.69
Total NTI Week Ending 01/25/25			\$ 6,606,104.69
Total NTI Week Ending 01/27/24			\$ 7,127,651.84
Increase:			-7.32%

Facilities Update – Maximum Usage

BALLY’S TWIN RIVER LINCOLN CASINO & RESORT

MAXIMUM USAGE

WEEK ENDING 01/25/25



	Sunday 01/19/25	Monday 01/20/25	Tuesday 01/21/25	Wednesday 01/22/25	Thursday 01/23/25	Friday 01/24/25	Saturday 01/25/25
TWIN RIVER							
03:00 - 04:00	12%	3%	4%	4%	4%	6%	11%
04:00 - 05:00	9%	2%	3%	3%	4%	6%	9%
05:00 - 06:00	7%	2%	2%	2%	3%	4%	7%
06:00 - 07:00	6%	2%	2%	2%	3%	4%	6%
07:00 - 08:00	7%	3%	3%	2%	3%	5%	8%
08:00 - 09:00	11%	4%	4%	5%	6%	7%	11%
09:00 - 10:00	18%	8%	8%	10%	11%	13%	21%
10:00 - 11:00	25%	10%	15%	16%	18%	19%	28%
11:00 - 12:00	33%	19%	20%	22%	24%	28%	36%
12:00 - 13:00	40%	23%	24%	25%	28%	30%	46%
13:00 - 14:00	46%	27%	27%	29%	33%	35%	52%
14:00 - 15:00	47%	32%	30%	29%	35%	38%	57%
15:00 - 16:00	44%	33%	29%	28%	34%	38%	58%
16:00 - 17:00	37%	31%	26%	26%	30%	36%	56%
17:00 - 18:00	34%	28%	24%	24%	29%	38%	56%
18:00 - 19:00	29%	25%	23%	26%	30%	43%	57%
19:00 - 20:00	26%	21%	23%	25%	31%	47%	59%
20:00 - 21:00	21%	20%	20%	23%	31%	49%	57%
21:00 - 22:00	18%	18%	19%	20%	26%	47%	56%
22:00 - 23:00	15%	15%	15%	18%	23%	44%	51%
23:00 - 00:00	11%	13%	13%	15%	18%	38%	43%
00:00 - 01:00	9%	9%	9%	11%	14%	30%	35%
01:00 - 02:00	6%	8%	6%	7%	12%	23%	27%
02:00 - 03:00	4%	5%	5%	5%	8%	18%	18%
Maximum Daily Usage	47%	33%	30%	29%	35%	49%	59%
Number of VLTs	3,900	3,900	3,900	3,900	3,900	3,900	3,900

Marketing/Promotions

New Games

Instant Game “The Three Stooges”

Ticket Price
\$5


Top Prize
\$25,000

On Sale
January 4, 2025

Highlights

Unique play style with 2 ways to win:

- Players win by matching their numbers to the winning numbers.
- Players reveal 3 of the same symbol and win prize shown on the prize legend.



(Unscratched)



(Scratched)

Mega Millions Game Change:



Current & New Game Comparison

	OLD	NEW!	
Cost	\$2	\$5	
Starting Jackpot	Variable	\$50 Million	LARGER
Matrix	5/70 + 1/25	5/70 + 1/24	BETTER
Overall Odds	1:24	1:23	BETTER
Jackpot Odds	1:302,575,350	1:290,472,336	BETTER
Non-Jackpot Prizes	\$2 up to \$1 Million	\$10 up to \$10 Million	BIGGER
Multiplier Feature	\$1/Play	INCLUDED	INCLUDED
Draw Days	Tuesday & Friday	Tuesday & Friday	

Coming April 5, 2025

Other Updates

Next Meeting

Monday, February 24, 2025

4:00 p.m.