

# We Are Having a Lockdown Drill!

Adapted from the work of Carolyn Kisloski





To be safe crossing the street, you need to be with a grown-up, and look both ways to be sure no cars are coming.

To be safe when you ride in a car, you need to be buckled in your seat.






To be safe in the halls at school, you need to walk, not run.



To be safe from germs, you need to wash your hands.

We learn many rules to keep us safe. We practice these every day. Every time you do any of the things we talked about, you are practicing being safe.



In school, we practice fire drills to keep us safe, so we would know what to do if there was a fire. We need to get out of the school quickly and quietly.





Another way that we practice being safe at school is with a lockdown drill. It's sort of like a fire drill, but it is practice for keeping us safe from anything different that might be happening in our neighborhood or school.



Maybe there is a person outside we don't know, and grown-ups need to learn more about that person. Or maybe a lion has escaped from a zoo!



Grown-ups want to keep you safe, but they need your help! Everyone has an important job to do during a **Code Red** lockdown or lockdown drill.



Your teacher will tell you exactly what you need to do and where you need to go to stay safe. You have three very important jobs to do during a lockdown.

1


First, during a Code Red lockdown drill, you need to use your listening ears. Be the best listeners you have ever been for your teacher! Superhero listeners! Your teacher will tell you what you need to do.



Besides listening to your teacher, you will need to be still and silent during the lockdown drill. Follow directions!




There is a difference between quiet and silent. We use quiet voices inside when we talk or when we are in the library.



BUT- when we are silent, it means there must be no noise at all! None! We need to be still and silent, like ninjas or snowflakes. What other things can you think of that are silent?

2

Turn off the lights!



3

We move to a safe space. Your teacher has the safest place in the room saved just for you!

Your teacher might even ask you to hide!

If this happens, you need to move as quickly and quietly as possible.

Plan with your teacher where the best hiding places are in your classroom and around the school.





It may seem like a long time to not move and not talk, but that is your job during a lockdown drill, a very important job. When you stay still and silent, you can be proud that you have helped keep everyone safe!



You are part of your class team. Every one of you has to work together to stay still and silent and safe.



Just like we practice walking in the halls, washing our hands before lunch, and following our safety rules on the playground, we need to practice our fire drills and lockdown drills to know what to do to always stay safe.

<https://www.teacherspayteachers.com/Store/Carolyn-Kisloski>